


# Cymbidium Chatter



*An alba selection of Cym. Charismatic from Nado  
Lenkic's breeding.*

**Issue 39 (Vol. 3 No. 5): October 2022**

---

## Contents

Latest News.....	1
Show Reports .....	2
Melbourne Orchid Spectacular (OSCOV Show) .....	2
Cymbidium Orchid Society of Victoria (COSV) Spring Show .....	7
An Interview with John Gate.....	18
Nado Lenkic's 2022 Seedlings (Part One) .....	25
Plants Wanted.....	30
Acknowledgements and Contributions .....	30

---

## Latest News

Welcome to the fifth issue of *Cymbidium Chatter* for the year. This issue will be heavy on photos as we finally have shows again and I have included a selection of the hundreds of photos I took at the OSCOV and COSV shows. The issue also features an interview with hybridiser John Gate, whom many Australian showbench growers will no doubt be familiar with, and the first of two articles featuring seedlings from Nado Lenkic's breeding at Springfield Orchids in Western Australia.

I am currently in the process of researching Dean Roesler's hybridising work and influence on the Australian Cymbidium scene for a future article, so if you have photos of him and/or his hybrids, or a short story about Dean to share, please contact me at [jwhite88@gmail.com](mailto:jwhite88@gmail.com). Thanks!

Edited by Joshua White. All material is copyright © the original owners and used with permission. Please send all contributions to [jwhite88@gmail.com](mailto:jwhite88@gmail.com). See <https://www.cosv.com.au/s/Cymbidium-Chatter-Advertising-Policy.pdf> for our advertising policy. No monetary compensation is received for advertisements, and we do not guarantee their accuracy. Previous issues are available at <https://www.cosv.com.au/publications-and-resources>.

## Show Reports

### Melbourne Orchid Spectacular (OSCOV Show)

After being cancelled for two years in a row, the Melbourne Orchid Spectacular returned to KCC Park on the last weekend of August. Dendrobiums, Paphiopedilums, Cymbidiums and Masdevallias were the most populous genera exhibited; for the sake of brevity, this report will focus on the Cyms that weren't part of the COSV's display (as many of those were exhibited later at the COSV's Spring Show).



*The Southern Suburbs Orchid Society display featured older Cyms, such as Yvonne 'Del Playa' (left) and Dragon Eyes (right).*



Ringwood Orchid Society had a selection of standard Cyms at the back (which I unfortunately could not get close enough to photograph clearly) as well as several examples of *goeringii* and *tortisepalum* at the front.




*Cym. goeringii* 'Ling Yan Ging Mei'



*Cym. tortisepalum* 'Happy Red'



Top row: *Cym. goeringii* 'Yan's Butterfly' and *Cym. goeringii* 'Tian Peng Mu Dan'  
 Bottom row: *Cym. tortisepalum* 'Snow Man' and *Cym. tortisepalum* var. *longibracteatum* 'Ni Shang'



The North East Melbourne Orchid Society (NEMOS) display was dominated by *Paphiopedilums*, with a smattering of other genera. A few *Cymbidiums* caught my eye...



A plant of *Cym. Cliff Hutchings* 'New Horizon' with four spikes was exhibited by the NEMOS.



*Cym. devonianum* 'Atlantis Green' was part of the NEMOS display.



*Cym. Spark Sprite* (*Sarah Jean* X *canaliculatum*) was also exhibited by the NEMOS. This particular selection is a rather large plant with few spikes for the size.





*The Geelong Orchid & Indoor Plant Club (top) and Maroondah Orchid Society (bottom) displays.*

The turnout of Cyms in displays other than the COSV seemed a bit lower than in previous years. That said, some downturn in exhibiting may have been expected after the two-year break and hopefully we will see a return to pre-COVID levels next year. Overall, I think the Paphiopedilums were probably the standout genus for me this year and it will be interesting to see what the show is like next year – no two shows are alike!


## Cymbidium Orchid Society of Victoria (COSV) Spring Show

Like the OSCOV Show, the COSV's annual show was affected by COVID and had to be cancelled in 2020 and 2021. It also changed venue – in previous years it had been held at the Hungarian Centre in Wantirna, but this year was in the Community Centre (adjacent to the Youth Hall where the COSV regularly meets).



There were eight large displays in total, plus the champion species on its own pedestal (shown right). Unfortunately, species were poorly represented at the show, with only two examples of *hookerianum* that I observed.

The Saturday morning saw a steady flow of visitors, with around a dozen viewing the exhibition at any one time. The sales tables were situated in the next room and from what I saw, they were often busier than the show area.



A specimen plant of Cym. *hookerianum* 'Drouin' exhibited by S&M Early with 9 flower spikes.

Wains Orchids was the first display on the right as visitors entered the display area and received several awards, including Champion Specimen for Cym. Memoria Myrtle Wain 'Lachie'.



*Cym. Memoria Myrtle Wain 'Lachie'*  
(Champion Specimen & Intermediate)



*Cym. Ruby Eyes 'Tetra Baron'*  
(First in Classes 35 & 40, Second in Class 42)





*Cym. Feng Shui 'Peats Ridge'*  
(Maureen Carter X erythraeum var. flavum 'Paradise'),  
the only novelty in the display (First in Class 53).



*Cym. Pink Dream*  
(Pepper Blaze 'Flame' X Dural Dream 'Rose'),  
a 2021 registration.

Tony Antoniou exhibited a selection of standards and intermediates in his display, including the recently registered Cym. Uluru Flame (Kimberley Flame X Uluru), shown right.

Eagle-eyed viewers may spot well-known plants such as Gentle Touch 'Bon Bon', Flaming Pepper 'Kirrawee' and Hazel Dawn 'Bengal' in Tony's display (below), although unfortunately these latter two were not fully open for the show.

Front and centre of the display was Khan Flame 'Rosewood Park', which placed first in Class 20.



*Cym. Uluru Flame*






*Cym. Khan Flame 'Rosewood Park', exhibited by Tony Antoniou.*



*The Wagstaffs' eclectic display featured a wide variety of Cyms.*



The Wagstaffs exhibited again this year, with the “wild” hybrids such as That’s Outrageous (above left) and Arachnid attracting the attention of visitors to the show.



The historic Valley Couldron ‘Golden Delight’ (left) was the eye-catching centrepiece of the display, with two different pinks either side – John Gate’s 2016 registration Mamalisa (Khan Fury X Kuranulla, pictured above) on the left and Paradisean Beach ‘Pink Sensation’ (Sarah Jean X Solana Beach) on the right.



A club stand was also available for individual members to contribute a handful of plants if they did not have enough to put together their own display.

Two Sarah Jean selections made an appearance, as did Valley Olympic 'Pink Perfection' and two plants of Red Pepper 'Janice'.

The plants that attracted the most attention, however, were five seedlings of Spotted Madam 'Issa' X Memoria Amelia Earhart 'No. 6', a triploid cross made and exhibited by Graham Morris (four examples are shown below).





*Cym. (Flaming Vulcan X Yowie Pepper), exhibited as part of the Club Stand.*



*Cym. Sarah Jean 'Pearl', exhibited as part of the Club Stand.*

Five of the club members combined their plants to produce the largest display at the show – H&M Morren, Glenda Coutts, Denis Oliver, and Karin Balogh. The sizeable display took up most of the back wall of the room. A mixture of everything from miniature to standard hybrids made up the majority of the display, but it was also the only other display to include a species (*hookerianum*, far left).





*Cym. Cocktail Cherry 'Cascade', a miniature ventral sepal peloric.*




*Cym. Devon Parish, the primary hybrid between Cym. devonianum and Cym. parishii var. sanderae.*



*Cym. (Lunar Blaze 'Dural' X Barry Baker 'Devon')*



*Cym. (Mary Pinchess X floribundum) 'Ainsley'*



Top: *Cym. Eaglewood Globe* (Kirby Lesh X Barry Baker)  
 Bottom: *Cym. (Glowing Embers X Kalahari Fury)*

Top: *Cym. Waringah Winter 'National Show' AM/AOC*,  
 the Champion Miniature.  
 Bottom: *Cym. Templestowe's Charm 'Devon'*


Colin and Karen Gillespie of Devon Meadows Orchids put together a colourful display that included the Champion Miniature (*Waringah Winter 'National Show'*) and Champion Seedling of the show (*Prized '105' X Coraki Glowing*), which I unfortunately failed to get a photo of!



Kimberley Orchids exhibited at the show and was awarded for the best large display. Winter Fire 'Splash' won Champion Novelty and Kimberley Warrior won Champion Large Flower.



Above left: Cym. Winter Fire 'Splash'  
Above: Cym. Careless Heart 'Cutie Pie'  
Left: Cym. Flaming Vulcan 'Templestowe'




Top left: Cym. (Kimberley Flash X Kimberley Pass)  
Top right: Cym. (Pink Silk X Kimberley Pearl)  
Above: Kimberley Tower 'Solar Flare'  
Middle right: Cym. (Kimberley Ingot X Biroweel)  
Bottom right: Cym. Kingwin 'Dynamo'





The final display was that of Terry Poulton, featuring small and large standards. Cym. Regal Flames 'Queen of Hearts' (the dark red at the back of the display) won Champion Small Standard at the show.



Above: Cym. Egyptian Sunrise 'Super Orange'  
 Above right: Cym. Green Diamond 'Tee Pee'  
 Right: Cym. (Memoria Patsy Bauman X Albryant) 'Gold', a bright yellow alba that scored first place in Class 5.

## An Interview with John Gate

**Editor:** *It is my hope to feature an interview with a grower, enthusiast, hybridiser, or nursery operator in each issue. For this issue, John Gate has kindly agreed to participate. All photos in this interview are John's unless otherwise stated.*

My name is John Gate. I am a retired minister and a Cymbidium hobby grower and hybridiser. I grew up in far north Queensland on a sugar cane farm – firstly up the Mulgrave Valley, then later near Green Hill closer to Cairns. After graduation and marriage, Nerolie and I were posted to numerous places across Australia. We also spent 10 great years in Papua New Guinea where an interest in orchids was again sparked. Work responsibilities in the years before I retired included frequent visits to New Zealand, and by that time my interest in Cymbidiums was well established.

**Editor:** *How did your interest in orchids begin?*

The Mulgrave River flowed through our farm and, as I recall, that is where my fascination with orchids first started. In the wet season the river would flood and leave debris hanging high up in the trees by the river. Pencil orchids (*Dendrobium teretifolium*) left by the floods would hang, grow, and flower with their clusters of small white flowers. Later, my aunt, who lived in Gordonvale, had a collection of mixed genera orchids. The ones I clearly remember were what we called “Golden Orchids” (*Den. discolor*).

In PNG, as I travelled by foot visiting isolated areas, I was impressed with the local orchids growing in profusion in some of those isolated places, and unawares of any restriction to the contrary, would collect them, bring them back to Wewak and fasten them to the mango tree in our front yard. Our last posting was in Sydney in the Hornsby area, and it was there that my interest blossomed into a hobby.

**Editor:** *What lead you to focus on growing standard Cymbidiums?*

In 1992 I had a health crisis which involved a couple of years convalescence. To help fill in time I decided to get a few orchids. I was directed to Schaefer's Orchids, where I bought 5 community pots of mixed colour Cymbidiums, and Judy Schaefer threw in an extra pot for encouragement. There were a few other genera that I started to collect, but after about 12 months I decided to get rid of the other genera and focus my interest on standard Cymbidiums. They took my fancy.

I was encouraged to join the Ku-ring-gai Orchid Club, which I did. It was there that I met Dick Hindwood, who was very generous in giving me divisions and giving instruction on how to use the club laminar flow cabinet for flasking Cymbidium seed pods. My first hybridising experience was from



*Den. teretifolium (top) and Den. discolor (bottom)  
(editor's photos, 2017).*

making my first cross, flasking them at Dick's place, deflasking and growing-on till the seedlings flowered. That was my first experience of patience with Cymbidiums, and where I learned what fungus contamination is!

At the club I also met Dr Geoff Le Marne [Ed: see Issue #30] who lived not far away. Geoff's interest in Cymbidiums was very similar to mine and so we often visited each other – and still do. Geoff Le Marne was the next Cymbidium grower to influence my culture and knowledge. I am grateful to Geoff for the information he has shared and his generosity in sharing division of good clones.



*Cym. Red Lady 'Beauty Spots', one of John's hybrids.*

**Editor:** *What is the climate like where you live? Have you had to create any special microclimates in order to grow your preferred Cyms?*

We retired fully in 2015, and since Nerolie followed me around with my work for 40+ years, she had the choice of where we would retire – and that was at Bonnells Bay on the peninsula near Morisset. We both had a checklist of what we wanted in our retirement home, and because we were hard to please, we built so we could get what we wanted.

My checklist included: no trees, a level block,  $\pm 1000 \text{ m}^2$  enough for a greenhouse, and easy side access to move orchids in and out. And that's what we got. We are about 3 blocks back from Lake Macquarie.

My initial concern was that the climate would be too moderate – being close to the lake – to initiate flowering. In summer, we are about  $5^\circ\text{C}$  cooler than Cooranbong (about 4 kilometres inland, as the crow flies), and in winter  $5^\circ$  warmer. But time has shown that Cymbidiums grow and breed well in our current location.

The greenhouse – actually a hybrid greenhouse/shadehouse with a plastic roof and shade cloth walls for breathing – was set up in 2011, and automated as much as possible. In winter, plants are watered and fed once a day, and that increases to two or three waterings and feeds per day in summer. When light intensity reaches a given level the aluminium screens are activated. When the temperature inside the greenhouse reaches  $30^\circ\text{C}$ , the misters turn on so that the plants don't stress with extreme heat.

The automated watering and fertilising schedule is what I learned from Greg Bryant and later modified with ideas from Terry Poulton and Colin Gillespie. The fertiliser is pumped from a vat where the mix is automatically controlled and sterilised to kill bugs using Ozone.



*Cym. Pepper Blaze 'Choc' from John's cross of (Flaming Pepper 'Skye' X Blazing Fury 'Ruby').*

**Editor:** *What challenges (pests, disease, culture, etc.) have you encountered whilst growing your Cyms and how did you overcome them?*

I experience the same pests and diseases other growers do. Many challenges are self-inflicted. I don't like using toxic chemicals, but when the outbreak gets away from you what do you do? For the last 4 years I have had no trouble with Two Spotted Mite. During that time, I had been applying a light mist of Success to settle on the plants several times a year. That was a great repellent. Then earlier this year I noticed an outbreak of TSMs in the far corner of the greenhouse. I did the misting, confident it would work – but it didn't. A week later, they had infested the whole greenhouse. The first buds were breaking from their sheaths. So what do you do? I sprayed Pyranika with white oil. It worked, but some of the first buds to open were affected – the phototoxic effect caused curled segments. But the TSMs are gone.



*Cym. Mamagee 'Montana' F1*

During the season of flowering and club meetings, there are many opportunities to discuss and compare culture and challenges. But during the off season – year end and into the new year – life goes on, and it is at this time I notice problems emerging with my collection and wonder what has gone wrong. But once the season starts again and there is more communication with other growers, I am amazed to find that most other growers are having the same problem I have – for example, the ubiquitous mildew and fungus on plants, buds, and flowers.

**Editor:** *What have been the easiest and the most challenging Cyms for you to grow?*

I grow only standard and large standard Cymbidiums. The easiest to grow, generally speaking, are those I have raised myself (cos I weed out the runts), and plants sourced from growers with similar climatic and cultural practices as mine. My observation is that if plants get what they need to grow and bloom in the conditions given them, they will thrive. But the conditions vary from one grower to another – conditions such as media, available light, water quality, etc. While all cymbidiums require the same essentials for good growth and flowering – sunshine, water, air, nutrition – they are often delivered through different conditions.

I have been through the experience that I suppose most readers have; trying most things other successful growers use. For example: sand as a media, like Greg Bryant did originally. Total failure for me. I was convinced Greg had some magic formulae! Or Nado Lenkic of Springfield Orchids in WA, who used to grow Cymbidiums successfully in blue metal that's used on roads. Tried it, but mine wouldn't grow. So I concluded that there is more to it than media.

I noticed that experienced growers were also influenced by the cost of media. When pine bark prices increased unreasonably, many growers went looking for cheaper alternatives. It was about this time that I met Terry Poulton. Terry is a great researcher and experimenter. From the time I met Terry onwards, he always seems to have a corner of his orchid house trying something new. The first initiative I saw Terry experimenting with was hydroponics. No! That couldn't be true. I lent an orchid

to a neighbour to enjoy, who watered it weekly but left it standing in water. When it came back the once healthy thriving plant had not one live root left.

So how did Terry do it? Terry doesn't charge for the information – he shares and is very generous with both information and plants (thanks Terry). So I tried it, starting with growing in coir standing in water, and adding new water every day to keep the dissolved oxygen level high. Wow, big breakthrough in my orchid growing journey! I did that for years, then moved to drippers without saucers and watering up to three times per day – almost hydroponic. Currently I am growing more in water.

The hardest Cymbidiums for me to grow, initially, are those that come from different cultural conditions. I have to be careful with plants sourced from WA and SA. When a division is potted, it is very difficult to keep all the existing roots alive, especially if the media is different – roots usually die. Moss Bray confirmed this when he reported that in Holland, they don't do a lot of divisions commercially because it is a labour-intensive exercise and can take just as long for a division to be commercially productive as a seedling. In Holland, though, they remove all the existing roots on a division and repot it – stabilising it of course.

Other than that, Cym. Peak Progress 'Shell' and Kirby Lesh 'You Beaut' are a challenge for me to grow vigorously. I have both plants – struggling but flowering. I think they are both very attractive show-bench flowers. I am breeding with them both this year, hoping that the paired parent will compensate for their poor growth.

**Editor:** *What prompted you to start making your own hybrids?*

I have had a number of hobbies over the years as a diversion from work commitments. In New Guinea, I got into bees and beehives. Out of curiosity I wanted to explore as much as possible about bees, and that resulted in breeding my own queen bees from quite vigorous, productive hives/queens.

Then back in Tasmania, Australia, I got into racing pigeons. I had my own stock birds and got into the challenge of racing them. The best they could do was a first in a race from King Island to Hobart by a hen bird. I dropped out of that mainly because the long-distance races are a result of attrition – birds dropping out from sheer exhaustion or falling victim to falcons.

When I got into Cymbidiums as a hobby, I just wanted to try all aspects of it. As mentioned, Dick




*Cym. Foxfire Amber 'Dural' (top) and Cym. Flaming Pepper 'Kirrawee' (bottom), the parents of John's Cym. Flaming Amber. (Editor's photos from 2017 & 2022.)*

Hindwood introduced me to flasking pods in a laminar flow cabinet in my early years of the hobby. I tried some of my own crosses, with little intent involved, just to see how it worked. I made and registered my own crosses – that was fun – and I have muddled around with crosses from then on, until in the last few years it is happening with much more intentionality, and – I hope – wisdom.

**Editor:** *How do you select your crosses and what do you look for in the seedlings?*

I am probably what you would call an observational hybridiser, as in contrast to a clinical hybridiser. I choose plants and make crosses based on what I observe of the plant, the spike, and the flower. I don't get into the genetic history of each parent – that doesn't interest me. I endeavour to match plants so the strengths of one will help the weakness of another, and even that is a guess.

The little that I do know about genetics is that the experts tell me it is hugely complex. I guess the main aspect I deal with is dominance and recessiveness, and that I take from observation of the plant and its flowering habits. Having said that, even after much observation, or even clinical research, the



*Flaming Amber 'Fay' (top) and 'Shie' (bottom),  
courtesy of John Moon.*

outcome of a new cross is in the hands of the genes. That makes growing seedlings an exciting exercise. Two good parent plants are likely to produce better results than two ordinary ones.

I don't hesitate to use a parent plant that has produced good results and try it with other matches. Crosses that have produced many good quality show-bench plants I am happy to make again. Because there is so much chance in the outcome of a cross, I also throw in what I call "crazy crosses" – outcomes are highly unpredictable.

The pods from my hybridising go to six top Cymbidium laboratories and nurseries in Australia. I admire the patience of nursery operators who put up with us hobby growers always looking for the next best show-bench plant. Most, if not all of them, have 99% of their trade from the public. Lawranna Orchids of Victoria order crazy crosses each year because they produce the unexpected, and as Anna says, the public like something that is different and unusual.

**Editor:** *What is your favourite hybrid from your own work?*

The Flaming Ambers (Foxfire Amber 'Dural' X Flaming Pepper 'Kirrawee' or 'Skye') have been my best cross till now as far as many good progeny are concerned. The picture on John Moon's Facebook page is Flaming Amber 'Fay'. The aim of that cross was to produce more oranges with yellow in the throat.

At present I think the best clone to come out of one of my crosses is Blushing 'Perfection', a truly beautiful show-bench white. Several hybridisers had made the cross (Spring Flame 'Blushing' X Joan's Charisma 'Vanity'). The pods from my cross I gave to David Gynn, and he flowered 'Perfection'. Many growers are chasing bits of it, but there is a limit to how many back bulbs and divisions you can get from one plant! It is currently being mericloned.

With reds, I also made the cross of Khan Fury X Flaming Vulcan, registered by Keith Wallace as King Khan. The pod was again given to David Gynn, and he flowered some real beauties from that, the best of which is probably King Khan 'Jedi'. I have it in flower this year and am breeding with it.

**Editor:** *Is there anything you'd do differently if you were starting out in the hobby today, knowing what you know now? Alternatively, if you were giving advice to a newcomer just starting out in the hobby, what key things would you want them to know?*

No, it's a hobby and I have enjoyed and am enjoying the journey. Take it as it comes, keep trying new things, keep learning. I didn't know till the other day when an experienced breeder informed me that you can cross an intermediate or miniature onto a standard or large standard, but not the reverse

(I'm sure someone is going to challenge that!). But maybe that's why Last Tango 'Geyserland' is a good pollen parent with standards, but not a good pod parent for them! Must experiment with that!

To a newcomer to the hobby: join a Cymbidium club if possible. You learn heaps and can ask questions of the experienced growers. What aspect of the hobby appeals to you most? Go for it! Everyone in a club has a hierarchy of what they want from the club and their hobby. You need to know there is no cure for "Cymbidiumitis". Remember, people are more important than orchids.

**Editor:** *Just for fun, what's the oddest or most interesting piece of Cymbidium-related trivia you've come across?*



*Cym. King Khan 'Jedi', one of John's crosses originally flowered by the late David Gynn.*



*Cym. Blushing 'Perfection', another of John's crosses flowered by David Gynn.*

Our daughter (who lives in Townsville) was visiting with us in mid-August. She came with me to the Extravaganza in Yagoona and took quite an interest in the show and in what I was doing with crosses

in the green house. One day she asked what would happen if you took one flower and put the pollen from 3 or 4 flowers of other plants on to it? My answer: I don't know, but there is one way to find out – try it. So if the pods take this year, there will be a number of extreme crazy crosses! If you are into crazy crosses, look out for these ones! The progeny of this licentious cross will be fun! If you are into show-bench you may get one for the show, but I think registration may be a challenge – what would you put for the Pollen Parent? A, B, C, or D? The RHS won't be too impressed – but so what! This is a hobby.

**Editor:** *Kobsukh Kaenratana of Pakkret Floriculture has done crosses with mixed pollen. One such cross was Grcym. Ayodhaya = Golden Vanguard X (Cym. Valerie Absolonova + Gramm. scriptum). Initially he thought the results were just Cymbidiums, but as the plants matured, he recognised the Grammatophyllum traits and amended the RHS entry. My advice would be to ensure you use sufficiently distinct pollen parents when mixing pollen in order to make it easier to identify which parent was successful!*



## Nado Lenkic's 2022 Seedlings (Part One)

Nado Lenkic (of [Springfield Orchids](#), WA) has kindly provided some photos and commentary from ten of his crosses. The first five are featured here and the other five will be included in the next issue.

### Cym. Glitzy (Titian X Glamourous)



*Cym. Titian 'Springfield' and Cym. Glamourous 'Hot Danish', the parents of Cym. Glitzy.*

**Nado:** *The Glitzy cross has been universally good and very popular as pot plants, in an assortment of colours.*



*Two seedlings of Cym. Glitzy.*

**Cym. Herbert George Alexander (Cym. parishii var. sanderae X Cym. tracyanum)**



*Cym. parishii var. sanderae FCC/RHS (aka Cym. sanderae 'Sanderae') and Cym. tracyanum 'Tamborine' are the parents Nado used in his remake of the cross.*

Surprisingly, it wasn't until 2001 that this primary hybrid was originally registered, despite both parent species being in cultivation for almost a century (though 'Sanderae' was thought lost for a couple of decades prior to 1961). Nado remade this cross using diploid parents and had it treated with colchicine. The seedlings flowered thus far show quite a range of variation in colour and spotting.



*Nado: these two photos clearly show a tetraploid conversion (left) and a spotted diploid variation (right) of this primary hybrid.*

**Cym. Dellareece (So Bold X Foxfire Amber)**



*Cym. So Bold 'And Bountiful' and Cym. Foxfire Amber 'Dural'*

**Nado:** *With this cross, I was aiming for deep coloured standards with golden based lips. Very saleable.*



*Two seedlings of Cym. Dellareece flowered by Nado.*

**Cym. Entrancing (Cym. floribundum X Elusive Butterfly)**



*Cym. floribundum 'Red Buttons' 4n and Elusive Butterfly 'Seminal' 4n were the parents of the cross.*

**Nado:** *A most productive, multi-spiking cross, with the best results being the non-peloric seedlings.*



*Two different seedlings of the grex.*

Nado reports that both seedlings depicted had two spikes on first flowering, which was not unusual for the cross. The seedling above had flower counts of 18 & 27, whilst the one on the right produced spikes of 26 & 28 blooms.

**Cym. Foxy (Sarah Jean X Glamourous)**



*Cym. Sarah Jean 'Surprise' 4n, from Nado's own remake of the grex, was partnered with Glamourous 'Hot Danish' 4n.*

**Nado:** *Highly colourful autumn-toned cross. Plenty have bloomed that would succeed if put on the showbench.*



*Two seedlings demonstrating the colour range and floriferousness found in the grex.*

## Plants Wanted



*Cym. Mary Pinchess 'Sunbeam'.  
Photo courtesy of John Harris.*

John Harris is looking for **Cym. Mary Pinchess 'Sunbeam'**, a hybrid from the late 1960s which was used in hybridising by Syd Monkhouse and then Adelaide Orchids to produce Scott's Sunrise 'Aurora'. He describes it as "a nice golden yellow with red veining in the petals and sepals and a nice barred and spotted lip."

The editor, Joshua White, is also looking for some older hybrids – in particular, Early Bird 'Pacific' and Sleeping Beauty 'Golden Queen'. Please email me at [jwhite88@gmail.com](mailto:jwhite88@gmail.com) if you can help!

## Acknowledgements and Contributions

I hope you have enjoyed this issue. If you have any feedback or would like to contribute (whether it be just one or two photos, an idea for an article, or to volunteer for an interview), please get in touch! I can be reached at [jwhite88@gmail.com](mailto:jwhite88@gmail.com).

Previous issues are available at <https://www.cosv.com.au/publications-and-resources>. All material is copyright © the original owners and used with permission. Thanks to all those who have contributed to this issue, including John Gate, John Harris, Nado Lenkic and John Moon.

The next issue is planned for December 2022.